



# CAROLINA CARPORTS, INC



**QUALITY IS OUR FIRST PRIORITY!**

## PA. COMMERCIAL CERTIFIED BUILDINGS

Vertical Tops - Select **Vertical** or **Lap Siding** For Sides and Ends

**PRICE INCLUDES:**

- Vertical or Lap Siding Panels
- 1 Year Workmanship Warranty (Limited)
- 20 Year Warranty (See web for more info)
- Certified Buildings - Lifetime Warranty (Limited)
- 29 Gauge Roofing
- Cement Anchors
- Mobile Home Anchors (Ground)
- Welded Truss
- Braces On Every Leg
- 4' Centers or Less
- 12 Gauge

**PRICES FOR TOP ONLY**



**PLEASE NOTE:**

- Customer must provide **TELESCOPIC FORK LIFT** during installation and must be able to reach 10' beyond building height.
- Site inspection required before installation.
- Cement pad must be same size as building. 32' x 20' = 32' x 20' pad.
- Colored screws available
- 26 Ga. Metal Upgrade Available

**Certified 105mph/65psf  
32' to 40' Wide / 8' to 20' Tall**

32 x 20 \$5,095	34 x 20 \$5,395	36 x 20 \$5,695	38 x 20 \$5,995	40 x 20 \$6,395
32 x 24 \$5,895	34 x 24 \$6,195	36 x 24 \$6,495	38 x 24 \$6,795	40 x 24 \$7,195
32 x 28 \$6,695	34 x 28 \$6,995	36 x 28 \$7,295	38 x 28 \$7,595	40 x 28 \$7,995
32 x 32 \$7,495	34 x 32 \$7,795	36 x 32 \$8,095	38 x 32 \$8,395	40 x 32 \$8,795
32 x 36 \$8,295	34 x 36 \$8,595	36 x 36 \$8,895	38 x 36 \$9,195	40 x 36 \$9,595
32 x 40 \$9,095	34 x 40 \$9,395	36 x 40 \$9,695	38 x 40 \$9,995	40 x 40 \$10,395

32 x 44 \$10,990	34 x 44 \$11,590	36 x 44 \$12,190	38 x 44 \$12,790	40 x 44 \$13,590
32 x 48 \$11,790	34 x 48 \$12,390	36 x 48 \$12,990	38 x 48 \$13,590	40 x 48 \$14,390

**4' Centers 12Ga.**

**Certified 105mph/65psf  
42' to 50' Wide / 8' to 20' Tall**

42 x 20 \$6,795	44 x 20 \$7,195	46 x 20 \$7,595	48 x 20 \$7,995	50 x 20 \$8,495
42 x 24 \$7,595	44 x 24 \$7,995	46 x 24 \$8,395	48 x 24 \$8,795	50 x 24 \$9,295
42 x 28 \$8,395	44 x 28 \$8,795	46 x 28 \$9,195	48 x 28 \$9,595	50 x 28 \$10,095
42 x 32 \$9,195	44 x 32 \$9,595	46 x 32 \$9,995	48 x 32 \$10,395	50 x 32 \$10,895
42 x 36 \$9,995	44 x 36 \$10,395	46 x 36 \$10,795	48 x 36 \$11,195	50 x 36 \$11,695
42 x 40 \$10,795	44 x 40 \$11,195	46 x 40 \$11,595	48 x 40 \$11,995	50 x 40 \$12,495

42 x 44 \$14,390	44 x 44 \$15,190	46 x 44 \$15,990	48 x 44 \$16,790	50 x 44 \$17,790
42 x 48 \$15,190	44 x 48 \$15,990	46 x 48 \$16,790	48 x 48 \$17,590	50 x 48 \$18,590

**4' Centers 12Ga.**

**Certified 105mph/65psf  
52' to 60' Wide / 8' to 20' Tall**

52 x 20 \$8,995	54 x 20 \$9,495	56 x 20 \$9,995	58 x 20 \$10,495	60 x 20 \$10,995
52 x 24 \$9,795	54 x 24 \$10,395	56 x 24 \$10,795	58 x 24 \$11,295	60 x 24 \$11,795
52 x 28 \$10,995	54 x 28 \$11,195	56 x 28 \$11,595	58 x 28 \$12,095	60 x 28 \$12,595
52 x 32 \$11,395	54 x 32 \$11,995	56 x 32 \$12,395	58 x 32 \$12,895	60 x 32 \$13,395
52 x 36 \$12,195	54 x 36 \$12,795	56 x 36 \$13,195	58 x 36 \$13,695	60 x 36 \$14,195
52 x 40 \$12,995	54 x 40 \$13,595	56 x 40 \$13,995	58 x 40 \$14,495	60 x 40 \$14,995

52 x 44 \$18,790	54 x 44 \$19,890	56 x 44 \$20,790	58 x 44 \$21,790	60 x 44 \$22,790
52 x 48 \$19,590	54 x 48 \$20,790	56 x 48 \$21,790	58 x 48 \$22,590	60 x 48 \$23,590

**3' 6" Centers or Less 12Ga.**

PLEASE NOTE THAT COLORS MAY VARY DUE TO PRINTING PROCESS



NEW COLORS



Certified Available  
170/35 14ga.  
Refer to NC  
Brochure for Pricing.



# OPTIONS, ACCESSORIES AND EXTRAS

OPTIONS	20' LONG	24' LONG	28' LONG	32' LONG	36' LONG	40' LONG	44' LONG	48' LONG
---------	----------	----------	----------	----------	----------	----------	----------	----------

CONNECTION FEE PER LEAN TO	\$300	\$325	\$350	\$375	\$400	\$425	\$450	\$475
----------------------------	-------	-------	-------	-------	-------	-------	-------	-------

DELUXE TWO TONE	\$500	\$600	\$700	\$800	\$900	\$1000	\$1100	\$1200
-----------------	-------	-------	-------	-------	-------	--------	--------	--------

SIDE HEIGHT	20' LONG	24' LONG	28' LONG	32' LONG	36' LONG	40' LONG	44' LONG	48' LONG
10' Tall	\$360	\$420	\$480	\$540	\$600	\$660	\$720	\$780
12' Tall	\$720	\$840	\$960	\$1080	\$1200	\$1320	\$1440	\$1560
14' Tall	\$1080	\$1260	\$1440	\$1620	\$1800	\$1980	\$2160	\$2340
16' Tall	\$1880	\$2460	\$2740	\$3020	\$3300	\$3880	\$4060	\$4340
18' Tall	\$2240	\$2880	\$3220	\$3560	\$3900	\$4540	\$4780	\$5120
20' Tall	\$2600	\$3300	\$3700	\$4110	\$4500	\$5200	\$5500	\$5900

BOTH SIDES CLOSED	20' LONG	24' LONG	28' LONG	32' LONG	36' LONG	40' LONG	44' LONG	48' LONG
8' Tall	\$700	\$835	\$970	\$1105	\$1240	\$1375	\$1510	\$1645
10' Tall	\$800	\$955	\$1110	\$1265	\$1420	\$1575	\$1730	\$1885
12' Tall	\$900	\$1105	\$1310	\$1515	\$1720	\$1925	\$2130	\$2335
14' Tall	\$1000	\$1235	\$1470	\$1705	\$1940	\$2175	\$2410	\$2645
16' Tall	\$1200	\$1430	\$1660	\$1890	\$2120	\$2350	\$2580	\$2810
18' Tall	\$1700	\$2040	\$2380	\$2720	\$3060	\$3400	\$3740	\$4080
20' Tall	\$2000	\$2400	\$2800	\$3200	\$3600	\$4000	\$4400	\$4800

EACH END CLOSED	8' TALL	10' TALL	12' TALL	14' TALL	16' TALL	18' TALL	20' TALL
32' Wide	\$1900	\$2120	\$2230	\$2340	\$2450	\$2560	\$2670
34' Wide	\$1980	\$2200	\$2310	\$2420	\$2530	\$2640	\$2750
36' Wide	\$2090	\$2340	\$2420	\$2530	\$2640	\$2750	\$2860
38' Wide	\$2175	\$2395	\$2505	\$2615	\$2725	\$2835	\$2940
40' Wide	\$2255	\$2475	\$2585	\$2695	\$2805	\$2915	\$3025
42' Wide	\$2335	\$2555	\$2665	\$2775	\$2885	\$2995	\$3105
44' Wide	\$2415	\$2635	\$2745	\$2855	\$2965	\$3075	\$3185
46' Wide	\$2495	\$2715	\$2825	\$2935	\$3035	\$3155	\$3265
48' Wide	\$2575	\$2795	\$2905	\$3015	\$3125	\$3235	\$3345
50' Wide	\$2655	\$2875	\$2985	\$3095	\$3205	\$3315	\$3425
52' Wide	\$2735	\$2955	\$3065	\$3175	\$3285	\$3395	\$3505
54' Wide	\$2815	\$3035	\$3145	\$3255	\$3365	\$3475	\$3585
56' Wide	\$2895	\$3115	\$3225	\$3335	\$3445	\$3555	\$3605
58' Wide	\$2975	\$3195	\$3305	\$3415	\$3525	\$3635	\$3745
60' Wide	\$3055	\$3275	\$3385	\$3495	\$3605	\$3715	\$3825

## Garage Doors

Uncertified			Certified	
White	Size	Color	White Only	
\$250	6' X 6'	\$350	6' X 6'	\$450
\$300	8' X 8'	\$400	8' X 8'	\$500
\$350	9' X 8'	\$450	9' X 8'	\$700
\$400	10' X 8'	\$500	10' X 8'	\$750
\$450	10' X 10'	\$550	10' X 10'	\$800
\$950	*12' X 12'	\$1050	*12' X 12'	\$1200
\$1300	*14' X 14'	\$1400	*14' X 14'	\$1800
P. Gray-Brown-Green-B. Red			*16' X 16'	\$2000

**Chain Hoist** \$275.00 Each (\*Included In Price)

Building must be 2' taller than garage door when installed on the side for certified garage doors or 12' x 12' and 14' x 14' uncertified.

Gable End
32' to 40' Wide \$450.00
42' to 50' Wide \$550.00
52' to 60' Wide \$700.00

Insulation
Single Bubble \$.75/sq ft
Double Bubble \$1.00/sq ft
Walk In Doors
32" X 72" \$175.00
36" X 80" \$200.00

**Frameouts**

45° Angle \$75.00  
(Plus Frameout Charge)

Garage Door \$100.00

---

Window \$50.00

Walk-In Door \$75.00

**Side Openings**


With Garage Door \$200.00

---


Without Garage Door \$300.00

**Windows Certified**

\$175.00  
30" X 36"

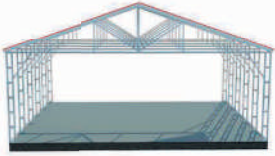


**Side View**



Up to Any Length

**Front View**



32' to 60' Wide

**CONNECTION FEE END TO END**

32' TO 60' \$300

**Blueprint**

Call For Pricing

FOR ALL STATES (except Florida) CHECK YOUR AREA FOR RESTRICTIONS

© Copyright Carolina Carports, Inc. All Rights Reserved AH 05/11/2017

[www.carolinacarports.com](http://www.carolinacarports.com)